



### District Report Card: 2017


|                          |                             |
|--------------------------|-----------------------------|
| <b>State:</b> Tamil Nadu | <b>District:</b> Dharmapuri |
| <b>Class:</b> 3          | <b>Subject:</b> Language    |
| <b>Schools:</b> 61       | <b>Students:</b> 796        |


### Participation/Coverage


#### Students

| <b>GENDER</b><br> | Boys   |       | Girls  |       |
|--|--------|-------|--------|-------|
|  | Number | %     | Number | %     |
|  | 366    | 45.98 | 430    | 54.02 |

| <b>AREA</b><br> | Rural  |       | Urban  |      |
|---|--------|-------|--------|------|
|   | Number | %     | Number | %    |
|   | 782    | 98.24 | 14     | 1.76 |

| <b>CATEGORY</b><br> | SC     |       | ST     |      | OBC    |       | GEN    |      |
|--|--------|-------|--------|------|--------|-------|--------|------|
|  | Number | %     | Number | %    | Number | %     | Number | %    |
|  | 209    | 26.26 | 42     | 5.28 | 539    | 67.71 | 6      | 0.75 |

| <b>CWSN</b><br> | LD | VI | HI | S&LD | ID | Oth |
|--|----|----|----|------|----|-----|
|  | 0  | 0  | 0  | 1    | 0  | 14  |

| <b>Management</b><br> | Government |       | Government-aided |      |
|--|------------|-------|------------------|------|
|  | Number     | %     | Number           | %    |
|  | 744        | 93.47 | 52               | 6.53 |

### Average Performance of Students in Language (%)

| Overall | Gender |        | Area  |       | Management |       | Social Group |       |       |       |
|---------|--------|--------|-------|-------|------------|-------|--------------|-------|-------|-------|
|         | Male   | Female | Rural | Urban | Govt.      | Aided | SC           | ST    | OBC   | GEN   |
| 71.69   | 71.60  | 71.77  | 71.86 | 62.38 | 70.83      | 83.97 | 69.57        | 76.51 | 72.27 | 60.00 |

## Performance on Learning Outcomes (LOs)

| Learning Outcomes | Description   | Average Performance(%) |
|-------------------|---|------------------------|
| L304              | Reads small texts with comprehension i.e., identifies main ideas, details, sequence and draws conclusions | 72.55                  |
| L312              | Reads printed scripts on the classroom walls: poems, posters, charts etc.                                 | 69.97                  |

| Range of Performance of Students who Answered Correctly |      |           |       |           |       |           |       |
|---|------|-----------|-------|-----------|-------|-----------|-------|
| Below 30%   |      | 30% - 50% |       | 50% - 75% |       | Above 75% |       |
| Number  | %    | Number    | %     | Number    | %     | Number    | %     |
| 38  | 4.77 | 99        | 12.44 | 275       | 34.55 | 384       | 48.24 |

### Lowest Performing Learning Outcomes (LOs)

- 1 - Reads printed scripts on the classroom walls: poems, posters, charts etc. (69.97)
- 2 - Reads small texts with comprehension i.e., identifies main ideas, details, sequence and draws conclusions (72.55)